



TILE GUIDE

Station Manager 365 Web Portal





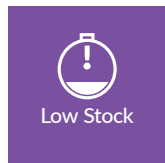
Unlocking the power of data

- 1 Greater visibility over your fuel business
- 2 Wide range of customisable tiles
- 3 Compatible on any web-enabled device
- 4 Access data on the move
- 5 Secure account for every user

Station Manager 365 can help you to manage your fuel business more effectively, by delivering real-time information that you can access whenever, and wherever, you need it.

The innovative web-portal, which centralises data from across your network allows you greater insight into stock levels, pump activity, competitor pricing, margin management, historic sales trends and customer behaviour.


The tools you need



Low Stock

Observe tank stock levels and order new stock in good time.

- view stock levels, measured in days remaining
- real-time fuel readings
- set preferred low stock thresholds for each tank



Nozzle Usage

Track which nozzles are out of action and view their daily usage.

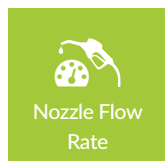
- view number of hours each nozzle is inactive in a day
- set individual 'critical' and 'urgent' parameters
- track nozzle use deterioration over time



Submit Data

Submit data by day or by tank for sites in your network.

- allows for the manual input of data
- track daily sales, deliveries and opening/closing stock
- does not rely on site automation



Nozzle Flow Rate

Be alerted to flow rates that could affect the customer experience.

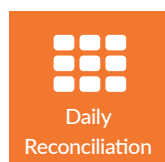
- helps to identify slow-flowing nozzles
- indicates if dispenser filters need changing
- contributes to decreasing dispenser downtime



Stock Levels

Quickly view stock levels across the network in real-time.

- view stock levels, measured in days remaining
- latest or day-end stock levels
- sort by tank or grade



Daily Reconciliation

Instant access to a detailed reconciliation by tank, grade or site.

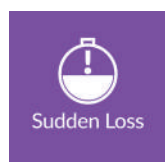
- opening and closing stock levels and daily sales figures
- concisely summarises tank, grade and site data
- highlights variance figures and percentages



Quick Reconciliation

Access customer-specific fuel reconciliation data with ease.

- sort by site name or site ID
- 1, 5 and 30 day variance figures and percentages
- check data submitted through Submit Data tile



Sudden Loss

React to potential tank leaks and ensure that fuel losses are minimised.


- latest or historic sudden loss alarms
- exact time at which alarm was triggered
- view both acknowledged and unacknowledged alarms



Confirm Deliveries

Verify fuel delivery quantities and track consignment records.

- view detected fuel delivery quantities
- record Bill of Lading references
- instantly share delivery information with Fairbanks



Alarms

Ensure that important tank gauge alerts don't go ignored.

- comprehensive list of alarm types
- view active or cleared alarms
- check acknowledgement status

